


**DayTraderRockStar's Trade Results for 2015**

Month	Buys/Sells		Profit/Loss	% Return	Biggest Winner/Loser		Avg Winner/Loser		Total Winners/Losers		Days Held				
	Avg Cost Basis	# of Buys	# of Sells	Profit/Loss	Based on \$100,000 Avg Account Value	Largest Winner	Largest Loser	Avg Winner	Avg Loser	Winners	Losers	Day Trades	2 to 10 Days	11 to 30 Days	More than30
January	\$ 4,857.24	21	17	\$ 2,364.55	2.36%	\$ 458.25	\$ (179.00)	\$ 180.70	\$ (173.00)	15	2	2	11	4	0
February	\$ 6,433.39	16	27	\$ 2,955.10	2.96%	\$ 520.80	\$ (324.00)	\$ 176.12	\$ (183.90)	22	5	1	16	6	0
March	#DIV/0!	0	0	\$ -	0.00%	\$ -	\$ -	#DIV/0!	#DIV/0!	0	0	0	0	0	0
April	#DIV/0!	0	0	\$ -	0.00%	\$ -	\$ -	#DIV/0!	#DIV/0!	0	0	0	0	0	0
May	#DIV/0!	0	0	\$ -	0.00%	\$ -	\$ -	#DIV/0!	#DIV/0!	0	0	0	0	0	0
June	#DIV/0!	0	0	\$ -	0.00%	\$ -	\$ -	#DIV/0!	#DIV/0!	0	0	0	0	0	0
July	#DIV/0!	0	0	\$ -	0.00%	\$ -	\$ -	#DIV/0!	#DIV/0!	0	0	0	0	0	0
August	#DIV/0!	0	0	\$ -	0.00%	\$ -	\$ -	#DIV/0!	#DIV/0!	0	0	0	0	0	0
September	#DIV/0!	0	0	\$ -	0.00%	\$ -	\$ -	#DIV/0!	#DIV/0!	0	0	0	0	0	0
October	#DIV/0!	0	0	\$ -	0.00%	\$ -	\$ -	#DIV/0!	#DIV/0!	0	0	0	0	0	0
November	#DIV/0!	0	0	\$ -	0.00%	\$ -	\$ -	#DIV/0!	#DIV/0!	0	0	0	0	0	0
December	#DIV/0!	0	0	\$ -	0.00%	\$ -	\$ -	#DIV/0!	#DIV/0!	0	0	0	0	0	0
<b>Total Avg Cost Basis</b>	<b>Total Buys</b>	<b>Total Sells</b>	<b>Total Profit</b>	<b>Total % Return</b>						<b>Total Winners</b>	<b>Total Losers</b>	<b>Day Trades Total</b>	<b>2-10 Days Total</b>	<b>11-30 Days Total</b>	<b>More than30 Total</b>
\$ 5,239.57	37	44	\$ 5,319.65	5.32%						37	7	3	27	10	0

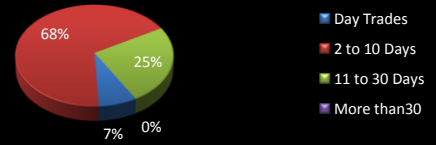
\*\*\*\*\*Please note that these are preliminary numbers and subject to change at any point and are not used for tax purposes.

\*\*\*\*\*Futures & Options trades are not noted in this chart.

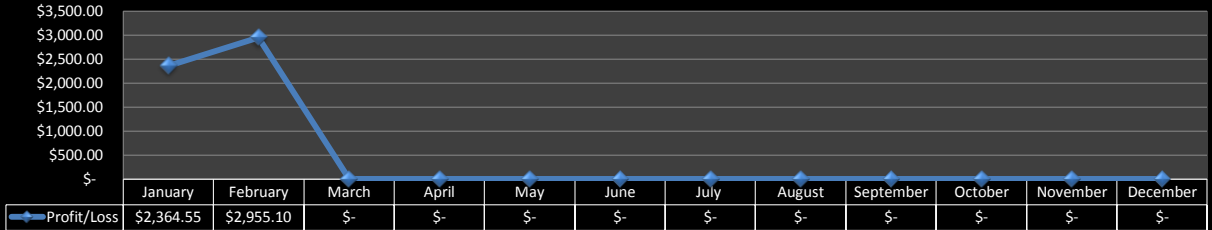
### Winning/Losing Trades



### Days Held




### Profit/Loss



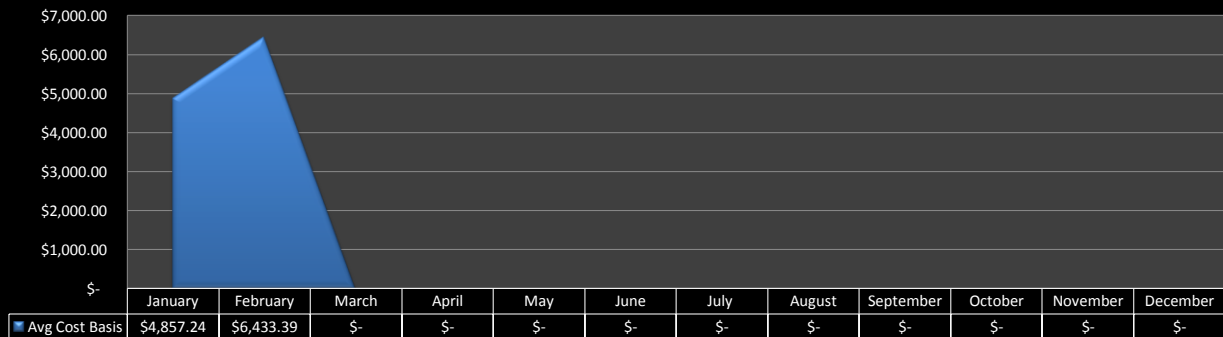
### Sells per Month



### Buys per Month



### Avg Cost Basis



January 2015

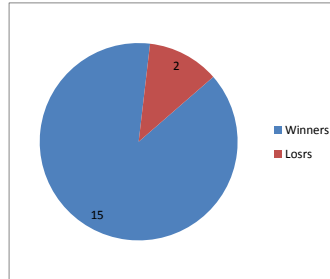
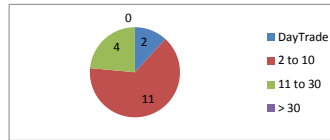
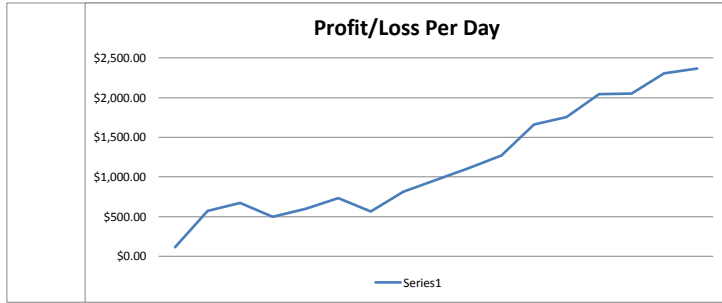
Stock	Sell	Buy	Days Held	Buy(Cost Basis)	Sell(Gross Proceeds)	Shares	NET	Sum	Buy(Cost Basis)	Sell(Gross Proceeds)	Net Gain/Loss
TSCO	29-Jan	28-Jan	2	81.74	84.59	40	114	114.00	3269.60	3383.60	114.00
AMZN	29-Jan	29-Jan	1	311.81	330.14	25	458.25	572.25	7795.25	8253.50	458.25
ABBV	28-Jan	26-Jan	3	62.15	63.42	80	101.6	673.85	4972.00	5073.60	101.60
JOY	27-Jan	26-Jan	2	43.37	41.58	100	-179	494.85	4337.00	4158.00	-179.00
MAT	26-Jan	26-Jan	1	26.49	27.54	100	105	599.85	2649.00	2754.00	105.00
OSK	26-Jan	9-Jan	12	41.05	41.94	150	133.5	733.35	6157.50	6291.00	133.50
SPXU	23-Jan	22-Jan	2	39.18	37.51	100	-167	566.35	3918.00	3751.00	-167.00
KSS	23-Jan	21-Jan	3	58.95	60.58	150	244.5	810.85	8842.50	9087.00	244.50
ECL	22-Jan	15-Jan	6	101.88	104.9	50	151	961.85	5094.00	5245.00	151.00
OXY	22-Jan	13-Jan	8	77.6	79.73	70	149.1	1110.95	5432.00	5581.10	149.10
HP	22-Jan	14-Jan	7	60.1	64.1	40	160	1270.95	2404.00	2564.00	160.00
PSX	21-Jan	14-Jan	6	62.31	64.92	150	391.5	1662.45	9346.50	9738.00	391.50
COH	21-Jan	20-Jan	2	36.58	37.48	100	90	1752.45	3658.00	3748.00	90.00
COH	13-Jan	6-Jan	6	36.81	38.74	150	289.5	2041.95	5521.50	5811.00	289.50
LLY	8-Jan	23-Dec	13	69.5	69.85	30	10.5	2052.45	2085.00	2095.50	10.50
CAB	8-Jan	9-Dec	23	51.36	56.45	50	254.5	2306.95	2568.00	2822.50	254.50
WDC	2-Jan	19-Dec	11	113.08	111.64	40	57.6	2364.55	4523.20	4465.60	57.60
	Avg Days		1.24				2364.55		82573.05	84822.40	2364.55

Avg Days	1.24
DayTrade	2
2 to 10	11
11 to 30	4
> 30	0
# of Sells	17

Key	
DayTrade	
2 to 10	
11 to 30	
> 30	

**January 2015 SUMMARY**

Largest Winner	458.25	Avg Cost Basis	\$ 4,857.24	Winners	15	88.24%
Largest Loser	179.00			Losrs	2	11.76%
AVG Winner	\$180.70					100.00%
AVG Loser	\$173.00					



February 2015

Stock	Sell	Buy	Days Held	Buy(Cost Basis)	Sell(Gross Proceeds)	Shares	NET	Sum	Buy(Cost Basis)	Sell(Gross Proceeds)	Net Gain/Loss
VZ	27-Feb	23-Feb	5	48.99	49.54	200	110	110.00	9798.00	9908.00	110.00
MAT	26-Feb	25-Feb	2	25.44	26.05	200	122	232.00	5088.00	5210.00	122.00
AMT	26-Feb	25-Feb	2	95.98	98.23	50	112.5	344.50	4799.00	4911.50	112.50
MDRX	26-Feb	11-Feb	12	12.92	12.79	300	-39	305.50	3876.00	3837.00	-39.00
CAB	25-Feb	19-Feb	5	51.97	52.87	150	135	440.50	7795.50	7930.50	135.00
PSX	24-Feb	5-Feb	14	74.83	79.28	40	-178	262.50	2993.20	3171.20	-178.00
NAV	24-Feb	12-Feb	9	27.91	29.58	200	334	596.50	5582.00	5916.00	334.00
ABBV	24-Feb	30-Jan	18	60.31	60.59	50	14	610.50	3015.50	3029.50	14.00
BA	23-Feb	20-Feb	2	155.85	154.3	40	62	672.50	6234.00	6172.00	62.00
CS	20-Feb	16-Dec	-214	24.89	24.92	150	4.5	677.00	3733.50	3738.00	4.50
ALXN	20-Feb	13-Feb	6	178.09	184.59	70	455	1132.00	12466.30	12921.30	455.00
CHK	20-Feb	15-Sep	-148	21.85	20.23	200	-324	808.00	4370.00	4046.00	-324.00
LUV	19-Feb	12-Feb	6	43.53	44.86	50	66.5	874.50	2176.50	2243.00	66.50
XOM	18-Feb	18-Feb	1	91.74	90.67	100	-107	767.50	9174.00	9067.00	-107.00
FAST	13-Feb	5-Feb	7	42.16	43.15	70	69.3	836.80	2951.20	3020.50	69.30
IBM	12-Feb	3-Feb	8	156.5	159.23	40	109.2	946.00	6260.00	6369.20	109.20
FSLR	11-Feb	10-Feb	2	46	50.1	40	164	1110.00	1840.00	2004.00	164.00
DISCA	10-Feb	4-Feb	5	29.86	30.75	300	267	1377.00	8958.00	9225.00	267.00
MDLZ	10-Feb	9-Dec	-217	37.7	35.89	150	-271.5	1105.50	5655.00	5383.50	-271.50
PANW	10-Feb	22-Jan	14	124.63	128.59	40	158.4	1263.90	4985.20	5143.60	158.40
CELG	6-Feb	4-Feb	3	117.11	120.58	40	138.8	1402.70	4684.40	4823.20	138.80
KSS	5-Feb	30-Jan	5	60.05	67.49	70	520.8	1923.50	4203.50	4724.30	520.80
DIS	4-Feb	2-Jan	24	93.91	100.1	60	371.4	2294.90	5634.60	6006.00	371.40
FSLR	3-Feb	23-Dec	-232	44.22	47.26	80	243.2	2538.10	3537.60	3780.80	243.20
DTV	3-Feb	12-Jan	17	85.15	86.38	100	123	2661.10	8515.00	8638.00	123.00
IDTI	2-Feb	21-Jan	9	18.31	19.08	200	154	2815.10	3662.00	3816.00	154.00
HP	2-Feb	29-Jan	3	59.8	61.2	100	140	2955.10	5980.00	6120.00	140.00
							2955.10		147968.00	151155.10	2955.10

Avg Days	-7.26
DayTrade	1
2 to 10	16
11 to 30	6
> 30	0
# of Sells	23

Key	
DayTrade	
2 to 10	
11 to 30	
> 30	

3187.10

**February 2015 SUMMARY**

Largest Winner	520.80	Avg Cost Basis	6433.39	Winners	22	95.65%
Largest Loser	324.00			Losers	5	21.74%
AVG Winner	\$176.12					117.39%
AVG Loser	\$183.90					

