

DayTraderRockStar's Trade Results for 2014

Month	Avg Cost Basis	Buys/Sells		Profit/Loss	% Return	Biggest Winner/Loser		Avg Winner/Loser		Total Winners/Losers		Days Held			
		# of Buys	# of Sells	Profit/Loss	Based on \$100,000 Avg Account Value	Largest Winner	Largest Loser	Avg Winner	Avg Loser	Winners	Losers	Day Trades	2 to 10 Days	11 to 30 Days	More than30
January	\$ 8,171.16	35	34	\$ 2,814.50	2.81%	\$ 468.00	\$ (490.00)	\$ 154.19	\$ (187.86)	28	8	6	21	6	2
February	\$ 7,806.14	39	47	\$ 1,956.00	1.96%	\$ 396.00	\$ (524.40)	\$ 120.55	\$ (188.60)	35	12	11	29	7	0
Total Avg Cost Basis		Total Buys	Total Sells	Total Profit	Total % Return					Total Winners	Total Losers	Day Trades Total	2-10 Days Total	11-30 Days Total	More than30 Total
	\$ 8,060.24	74	81	\$ 4,770.50	4.77%					63	20	17	50	13	2

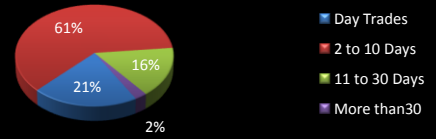
*****Please note that these are preliminary numbers and subject to change at any point and are not used for tax purposes.

*****Futures & Options trades are not noted in this chart.

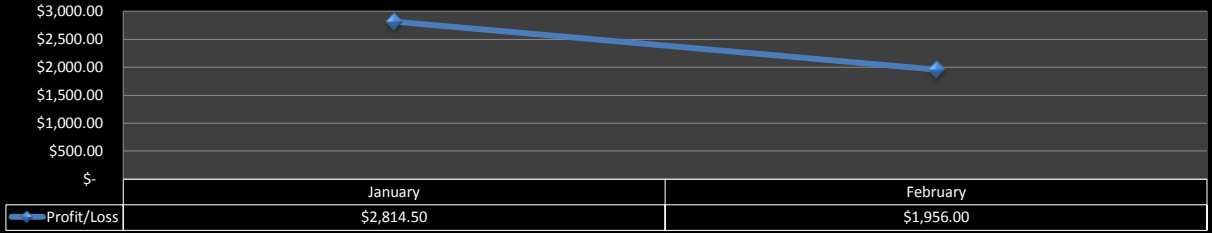
Winning/Losing Trades



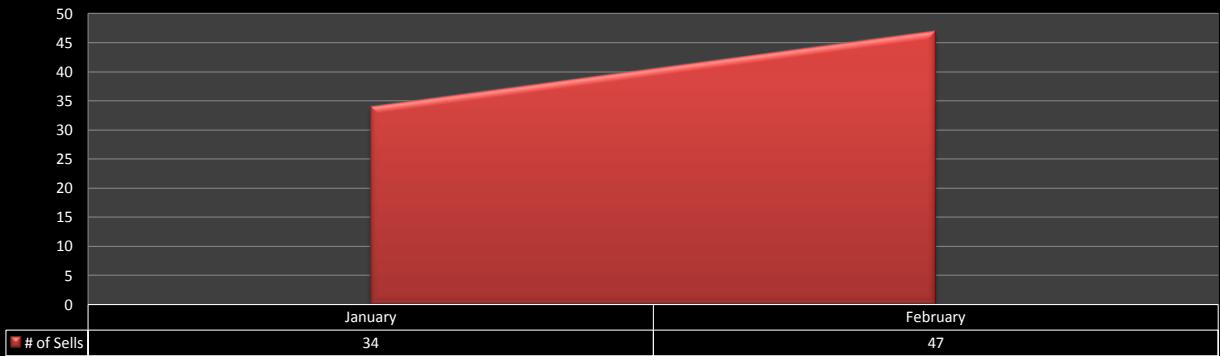
Days Held



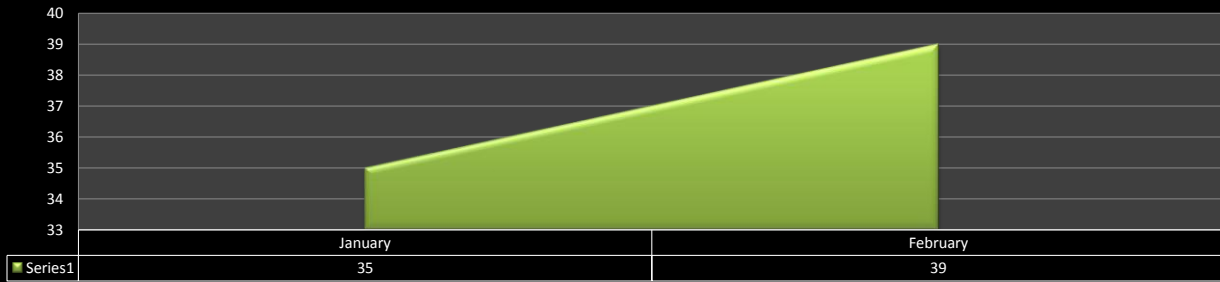
Profit/Loss



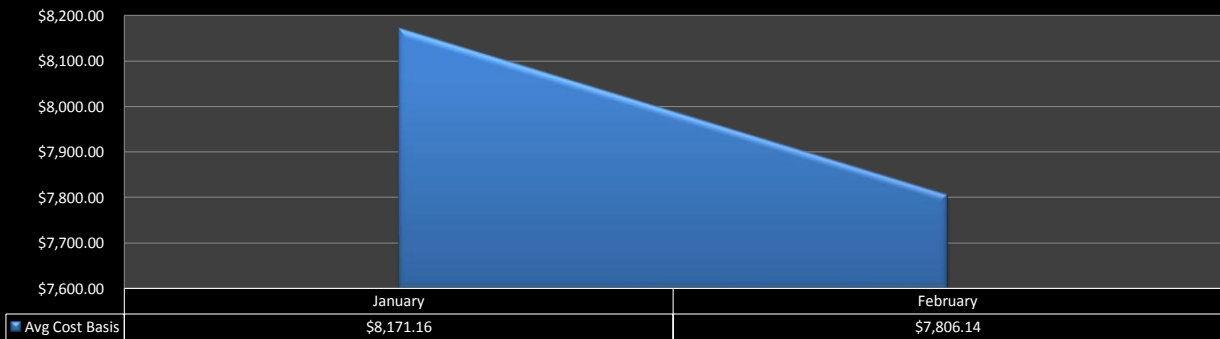
Sells per Month



Buys per Month



Avg Cost Basis



January 2014

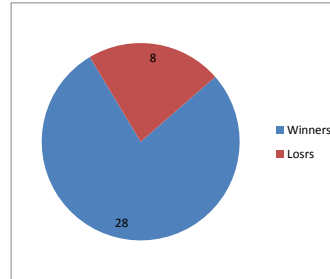
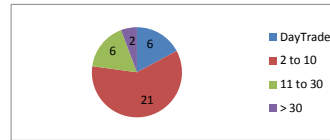
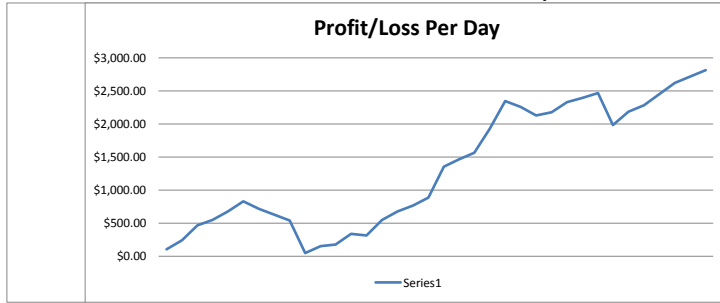
Stock	Sell	Buy	Days Held	Buy(Cost Basis)	Sell(Gross Proceeds)	Shares	NET	Sum	Buy(Cost Basis)	Sell(Gross Proceeds)	Net Gain/Loss
AAPL	1/31/14	1/31/14	1	495.99	501.20	20	104.20	104.20	9919.80	10024.00	104.20
YUM	1/31/14	1/31/14	1	66.21	67.56	100	135.00	239.20	6621.00	6756.00	135.00
AMZN	1/30/14	1/28/14	3	392.66	404.10	20	228.80	468.00	7853.20	8082.00	228.80
DUK	1/30/14	1/24/14	5	68.65	69.47	100	82.00	550.00	6865.00	6947.00	82.00
FOXA	1/30/14	1/29/14	2	31.33	32.17	150	126.00	676.00	4699.50	4825.50	126.00
AMZN	1/30/14	1/28/14	3	392.66	400.50	20	156.80	832.80	7853.20	8010.00	156.80
CNK	1/30/14	1/16/14	11	31.42	29.17	50	-112.50	720.30	1571.00	1458.50	-112.50
TSCO	1/29/14	1/22/14	6	71.80	69.57	40	-89.20	631.10	2872.00	2782.80	-89.20
TSCO	1/29/14	1/22/14	6	71.80	69.57	40	-89.20	541.90	2872.00	2782.80	-89.20
K	1/29/14	12/9/13	38	61.22	58.77	200	-490.00	51.90	12244.00	11754.00	-490.00
SJM	1/28/14	1/22/14	5	98.20	99.22	100	102.00	153.90	9820.00	9922.00	102.00
SCTY	1/24/14	1/24/14	1	72.38	72.50	200	24.00	177.90	14476.00	14500.00	24.00
SPXU	1/24/14	1/17/14	6	61.12	63.28	75	162.00	339.90	4584.00	4746.00	162.00
PG	1/24/14	1/15/14	8	80.36	80.20	150	-24.00	315.90	12054.00	12030.00	-24.00
DUK	1/22/14	1/17/14	4	67.71	68.88	200	234.00	549.90	13542.00	13776.00	234.00
DUK	1/21/14	1/17/14	3	67.71	68.35	200	128.00	677.90	13542.00	13670.00	128.00
TSCO	1/17/14	1/13/14	5	74.28	75.54	70	88.20	766.10	5199.60	5287.80	88.20
HLF	1/17/14	1/16/14	2	70.79	72.80	60	120.60	886.70	4247.40	4368.00	120.60
RVBD	1/16/14	2/15/13	240	19.03	20.20	400	468.00	1354.70	7612.00	8080.00	468.00
SJM	1/15/14	1/13/14	3	98.40	99.52	100	112.00	1466.70	9840.00	9952.00	112.00
SCTY	1/15/14	1/9/14	5	66.37	68.31	50	97.00	1563.70	3318.50	3415.50	97.00
RVBD	1/14/14	2/15/14	-24	19.03	19.94	400	364.00	1927.70	7612.00	7976.00	364.00
REGN	1/14/14	1/10/14	3	276.05	283.00	60	417.00	2344.70	16563.00	16980.00	417.00
CAB	1/13/14	1/13/14	1	67.57	67.13	200	-88.00	2256.70	13514.00	13426.00	-88.00
DO	1/13/14	1/10/14	2	55.85	54.61	100	-124.00	2132.70	5585.00	5461.00	-124.00
DDD	1/13/14	12/30/13	11	93.11	94.23	40	44.80	2177.50	3724.40	3769.20	44.80
KRFT	1/13/14	12/30/13	11	53.46	53.98	300	156.00	2333.50	16038.00	16194.00	156.00
BHI	1/10/14	1/10/14	1	51.78	53.00	50	61.00	2394.50	2589.00	2650.00	61.00
FDO	1/9/14	1/9/14	1	62.20	64.75	30	76.50	2471.00	1866.00	1942.50	76.50
VALE	1/9/14	12/27/13	10	15.14	13.52	300	-486.00	1985.00	4542.00	4056.00	-486.00
AMGN	1/9/14	11/28/13	31	115.43	117.44	100	201.00	2186.00	11543.00	11744.00	201.00
COST	1/9/14	1/8/14	2	115.13	116.53	70	98.00	2284.00	8059.10	8157.10	98.00
VZ	1/7/14	12/5/13	24	48.67	49.24	300	171.00	2455.00	14601.00	14772.00	171.00
CAB	1/7/14	1/3/14	3	65.74	67.41	100	167.00	2622.00	6574.00	6741.00	167.00
PG	1/7/14	1/6/14	2	80.46	81.47	100	101.00	2723.00	8046.00	8147.00	101.00
NEM	1/3/14	12/4/13	23	23.52	24.13	150	91.50	2814.50	3528.00	3619.50	91.50
	Avg Days		5.28				2814.50		285990.70	288805.20	2814.50
	DayTrade		6								
	2 to 10		21								
	11 to 30		6								
	> 30		2								
	# of Sells		35								

Key	
DayTrade	
2 to 10	
11 to 30	
> 30	

January 2014 SUMMARY

Largest Winner	468.00	Avg Cost Basis	\$ 8,171.16	Winners	28	80.00%
Largest Loser	490.00			Losrs	8	22.86%
						102.86%
AVG Winner	\$154.19					
AVG Loser	\$187.86					

DTRS January 2014



February 2014

Stock	Sell	Buy	Days Held	Buy(Cost Basis)	Sell(Gross Proceeds)	Shares	NET	Sum	Buy(Cost Basis)	Sell(Gross Proceeds)	Net Gain/Loss
BIDU	2/28/14	2/25/14	4	169.89	170.33	20	8.80	8.80	3397.80	3406.60	8.80
JNJ	2/28/14	2/25/14	4	91.18	92.50	80	105.60	114.40	7294.40	7400.00	105.60
BIDU	2/28/14	2/28/14	1	172.25	173.31	100	106.00	220.40	17225.00	17331.00	106.00
AAPL	2/27/14	2/26/14	2	518.40	527.95	15	143.25	363.65	7776.00	7919.25	143.25
ATK	2/27/14	2/24/14	4	137.14	132.25	40	-195.60	168.05	5485.60	5290.00	-195.60
WDAY	2/27/14	2/24/14	4	100.64	102.20	70	109.20	277.25	7044.80	7154.00	109.20
CAB	2/26/14	2/14/14	9	64.40	65.40	100	100.00	377.25	6440.00	6540.00	100.00
COST	2/26/14	2/24/14	3	114.27	116.46	50	109.50	486.75	5713.50	5823.00	109.50
TGT	2/26/14	2/12/14	11	56.89	58.44	100	155.00	641.75	5689.00	5844.00	155.00
LNKD	2/25/14	2/20/14	4	197.37	206.25	30	266.40	908.15	5921.10	6187.50	266.40
M	2/24/14	2/11/14	10	52.96	53.49	150	-79.50	828.65	7944.00	8023.50	-79.50
PEP	2/24/14	2/19/14	4	77.57	79.26	100	169.00	997.65	7757.00	7926.00	169.00
AAPL	2/24/14	2/20/14	3	531.34	526.25	20	-101.80	895.85	10626.80	10525.00	-101.80
PM	2/21/14	2/13/14	7	79.06	79.09	80	2.40	898.25	6324.80	6327.20	2.40
SPXU	2/21/14	2/12/14	8	61.56	59.38	120	-261.60	636.65	7387.20	7125.60	-261.60
LNKD	2/19/14	2/18/14	2	189.99	194.13	40	165.60	802.25	7599.60	7659.20	165.60
ATR	2/19/14	2/5/14	11	64.91	65.44	150	79.50	881.75	9736.50	9816.00	79.50
LNKD	2/18/14	2/18/14	1	187.77	187.99	40	8.80	890.55	7510.80	7519.60	8.80
IEP	2/18/14	2/14/14	3	111.67	114.59	70	204.40	1094.95	7816.90	8021.30	204.40
ED	2/14/14	2/12/14	3	54.09	55.12	100	103.00	1197.95	5409.00	5512.00	103.00
ICPT	2/14/14	2/11/14	4	374.50	352.01	15	-337.35	860.60	5617.50	5280.15	-337.35
CAB	2/13/14	2/13/14	1	60.81	63.09	80	182.40	1043.00	4864.80	5047.20	182.40
CAB	2/13/14	2/13/14	1	62.92	64.41	50	74.50	1117.50	3146.00	3220.50	74.50
R	2/13/14	1/30/14	11	71.65	71.38	100	-27.00	1090.50	7165.00	7138.00	-27.00
KR	2/13/14	1/17/14	20	37.35	37.04	100	-31.00	1059.50	3735.00	3704.00	-31.00
SCTY	2/13/14	2/13/14	1	71.49	73.81	50	116.00	1175.50	3574.50	3690.50	116.00
CVC	2/13/14	1/8/14	27	16.92	17.46	200	108.00	1283.50	3384.00	3492.00	108.00
CSX	2/12/14	1/27/14	13	27.25	27.51	100	26.00	1309.50	2725.00	2751.00	26.00
NKE	2/12/14	2/11/14	2	73.69	74.62	100	93.00	1402.50	7369.00	7462.00	93.00
TGT	2/11/14	2/11/14	1	56.66	57.25	200	118.00	1520.50	11332.00	11450.00	118.00
CNK	2/11/14	2/3/14	7	28.79	29.65	50	43.00	1563.50	1439.50	1482.50	43.00
ICPT	2/11/14	2/10/14	2	383.40	371.00	30	-372.00	1191.50	11502.00	11130.00	-372.00
SJM	2/11/14	2/7/14	3	93.20	93.60	100	40.00	1231.50	9320.00	9360.00	40.00
GIS	2/11/14	2/7/14	3	47.74	48.36	150	93.00	1324.50	7161.00	7254.00	93.00
PG	2/10/14	1/31/14	7	76.17	77.43	200	252.00	1576.50	15234.00	15486.00	252.00
ACT	2/7/14	2/7/14	1	185.54	187.83	50	114.50	1691.00	9277.00	9391.50	114.50
AAPL	2/7/14	2/5/14	3	510.10	521.75	20	233.00	1924.00	10202.00	10435.00	233.00
JNJ	2/6/14	2/5/14	2	87.15	88.42	50	63.50	1987.50	4357.50	4421.00	63.50
PM	2/5/14	2/4/14	2	77.87	76.89	150	-147.00	1840.50	11680.50	11533.50	-147.00
CBRL	2/5/14	1/17/14	14	102.64	93.90	60	-524.40	1316.10	6158.40	5634.00	-524.40
M	2/5/14	2/4/14	2	50.86	50.15	150	106.50	1422.60	7629.00	7522.50	106.50
DGX	2/4/14	2/4/14	1	51.51	51.30	200	-42.00	1380.60	10302.00	10260.00	-42.00
AAPL	2/4/14	1/31/14	3	501.34	509.10	15	116.40	1497.00	7520.10	7636.50	116.40
SPY	2/3/14	2/3/14	1	175.30	174.34	150	-144.00	1353.00	26295.00	26151.00	-144.00
M	2/3/14	2/3/14	1	52.97	51.83	100	114.00	1467.00	5297.00	5183.00	114.00
SCTY	2/3/14	2/3/14	1	69.97	70.90	100	93.00	1560.00	6997.00	7090.00	93.00
SPXU	2/3/14	1/29/14	4	67.52	69.50	200	396.00	1956.00	13504.00	13900.00	396.00
	Avg Days		2.71				1956.00		366888.60	368562.60	1956.00
	DayTrade		11								
	2 to 10		29						1674.00		
	11 to 30		7								
	> 30		0								
	# of Sells		47								

Key	
DayTrade	
2 to 10	
11 to 30	
> 30	

February 2014 SUMMARY

Largest Winner	396.00	Avg Cost Basis	7806.14	Winners	35	74.47%
Largest Loser	524.40			Losers	12	25.53%
AVG Winner	\$120.55					100.00%
AVG Loser	\$188.60					

DTRS February 2014

