

**DayTraderRockStar's Trade Results for 2013**

Month	Avg Cost Basis	Buys/Sells		Profit/Loss	% Return	Biggest Winner/Loser		Avg Winner/Loser		Total Winners/Losers		Days Held			
		# of Buys	# of Sells	Profit/Loss	Based on \$100,000 Avg Account Value	Largest Winner	Largest Loser	Avg Winner	Avg Loser	Winners	Losers	Day Trades	2 to 10 Days	11 to 30 Days	More than30
January	\$ 7,834.40	55	59	\$ 5,211.20	5.21%	\$ 732.50	\$ (2,336.00)	\$ 159.86	\$ (427.69)	54	8	13	39	6	4
February	\$ 6,543.87	65	63	\$ 2,034.10	2.03%	\$ 290.00	\$ (412.50)	\$ 100.78	\$ (138.94)	45	18	15	43	4	1
March	\$ 7,958.99	42	56	\$ 3,898.15	3.90%	\$ 336.00	\$ (718.00)	\$ 129.28	\$ (174.51)	45	11	7	43	5	0
<b>Total Avg Cost Basis</b>		<b>Total Buys</b>	<b>Total Sells</b>	<b>Total Profit</b>	<b>Total % Return</b>					<b>Total Winners</b>	<b>Total Losers</b>	<b>DayTrades Total</b>	<b>2-10 Days Total</b>	<b>11-30 Days Total</b>	<b>More than30 Total</b>
\$ 7,504.16		162	178	\$ 11,143.45	11.14%					144	37	35	125	15	5

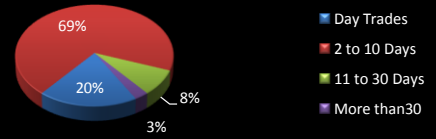
\*\*\*\*\*Please note that these are preliminary numbers and subject to change at any point and are not used for tax purposes.

\*\*\*\*\*Futures trades are not noted in this chart.

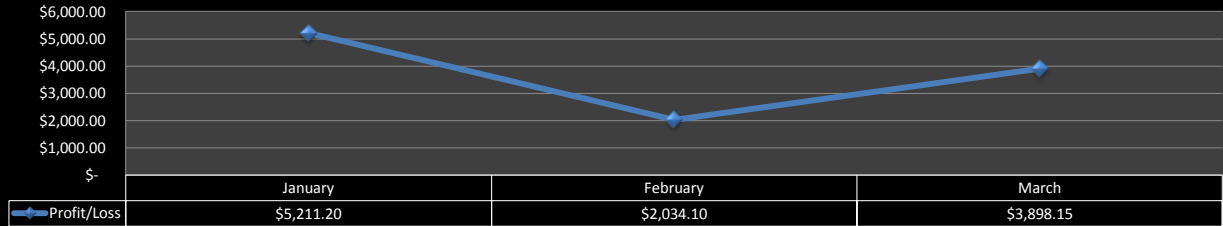
### Winning/Losing Trades



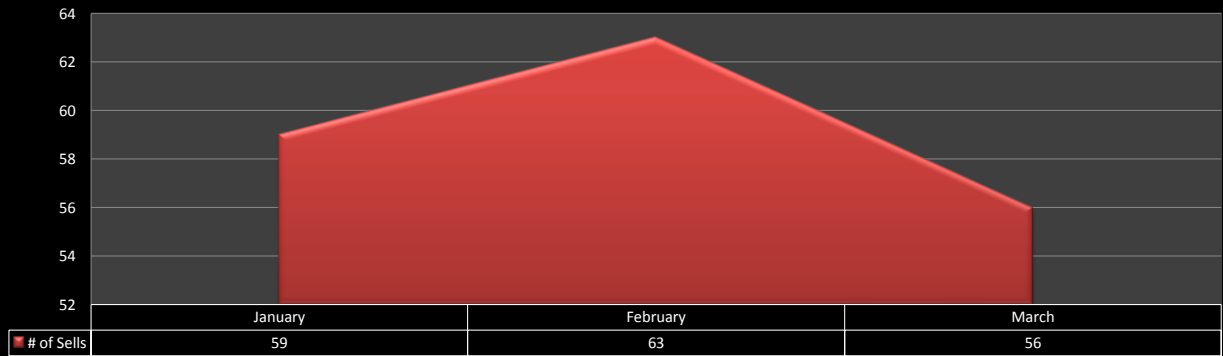
### Days Held



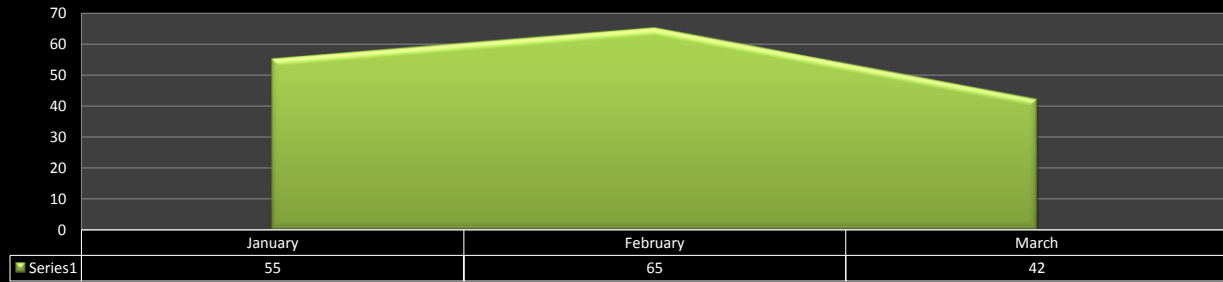
### Profit/Loss



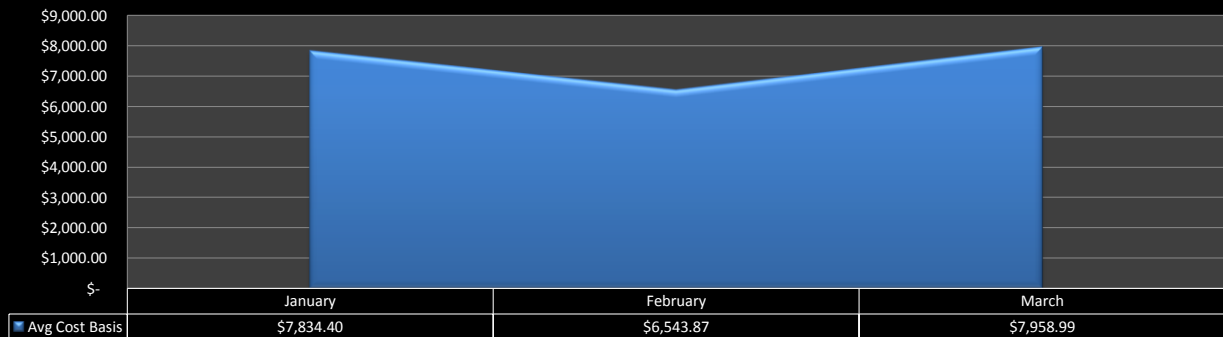
### Sells per Month



### Buy per Month



### Avg Cost Basis



January 2013

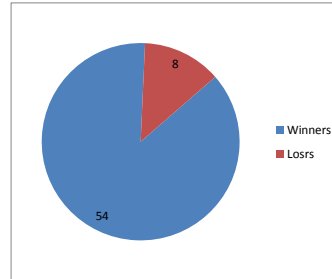
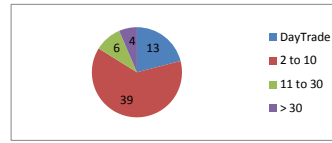
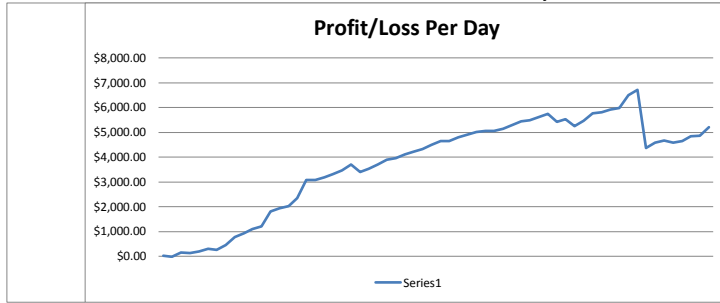
Stock	Sell	Buy	Days Held	Buy(Cost Basis)	Sell(Gross Proceeds)	Shares	NET	Sum	Buy(Cost Basis)	Sell(Gross Proceeds)	Net Gain/Loss
ICE	1/31/13	9/14/12	100	138.32	138.54	100	22.00	22.00	13832.00	13854.00	22.00
THOR	1/31/13	1/25/13	5	36.73	36.24	100	-49.00	-27.00	3673.00	3624.00	-49.00
QCOM	1/31/13	1/25/13	5	63.62	67.00	50	169.00	142.00	3181.00	3350.00	169.00
DMND	1/30/13	1/2/13	21	14.14	14.12	300	-6.00	136.00	4242.00	4236.00	-6.00
VZ	1/29/13	1/24/13	4	43.03	43.00	200	54.00	190.00	8606.00	8660.00	54.00
AAPL	1/28/13	1/28/13	1	438.94	449.26	10	103.20	293.20	4389.40	4492.60	103.20
GG	1/25/13	1/25/13	1	35.68	35.57	400	-44.00	249.20	14272.00	14228.00	-44.00
AMZN	1/25/13	1/25/13	1	275.12	279.31	50	209.50	458.70	13756.00	13965.50	209.50
SBUX	1/25/13	1/24/13	2	53.94	57.03	100	309.00	767.70	5394.00	5703.00	309.00
IACI	1/24/13	1/24/13	1	38.63	39.13	300	150.00	917.70	11589.00	11739.00	150.00
MLNX	1/24/13	1/24/13	1	45.55	49.30	50	187.50	1105.20	2277.50	2465.00	187.50
LQDT	1/24/13	1/23/13	2	40.60	41.04	250	110.00	1215.20	10150.00	10260.00	110.00
AMZN	1/24/13	1/23/13	2	268.54	275.93	80	591.20	1806.40	21483.20	22074.40	591.20
ABV	1/24/13	1/23/13	2	37.26	37.94	200	136.00	1942.40	7452.00	7588.00	136.00
AAPL	1/23/13	1/14/13	8	506.73	511.25	20	90.40	2032.80	10134.60	10225.00	90.40
BHI	1/23/13	10/26/12	64	43.48	45.02	200	308.00	2340.80	8696.00	9004.00	308.00
CERN	1/23/13	1/18/13	4	79.86	82.79	250	732.50	3073.30	19965.00	20697.50	732.50
FE	1/22/13	1/17/13	4	39.52	39.52	100	0.00	3073.30	3952.00	3952.00	0.00
VZ	1/22/13	1/17/13	4	42.10	43.27	100	117.00	3190.30	4210.00	4327.00	117.00
BHI	1/18/13	10/26/12	61	43.48	44.13	200	130.00	3320.30	8696.00	8826.00	130.00
SNE	1/18/13	1/18/13	1	11.91	12.64	200	146.00	3466.30	2382.00	2528.00	146.00
SNE	1/18/13	1/18/13	1	11.91	12.68	300	231.00	3697.30	3573.00	3804.00	231.00
HD	1/17/13	1/16/13	2	63.63	65.12	200	-298.00	3399.30	12726.00	13024.00	-298.00
CHK	1/17/13	1/14/13	4	17.28	17.71	300	129.00	3528.30	5184.00	5313.00	129.00
SNE	1/17/13	1/14/13	4	11.29	11.71	400	168.00	3696.30	4516.00	4684.00	168.00
AET	1/17/13	1/10/13	6	45.50	46.46	200	192.00	3888.30	9100.00	9292.00	192.00
DRI	1/17/13	1/11/13	5	44.76	45.41	100	65.00	3953.30	4476.00	4541.00	65.00
ABV	1/16/13	1/15/13	2	33.86	34.91	150	157.50	4110.80	5079.00	5236.50	157.50
TGT	1/15/13	1/14/13	2	60.17	60.67	200	100.00	4210.80	12034.00	12134.00	100.00
KO	1/15/13	1/11/13	3	36.81	37.39	200	116.00	4326.80	7362.00	7478.00	116.00
CHK	1/15/13	1/15/13	1	17.08	17.48	400	160.00	4486.80	6832.00	6992.00	160.00
SWN	1/14/13	1/10/13	3	32.17	32.68	300	153.00	4639.80	9651.00	9804.00	153.00
EMC	1/14/13	1/7/13	6	23.97	23.97	100	0.00	4639.80	2397.00	2397.00	0.00
LTD	1/14/13	1/9/13	4	44.44	45.56	150	168.00	4807.80	6666.00	6834.00	168.00
AMZN	1/11/13	1/10/13	2	263.57	265.61	50	102.00	4909.80	13178.50	13280.50	102.00
WFC	1/11/13	1/11/13	1	34.78	35.14	300	108.00	5017.80	10434.00	10542.00	108.00
WFC	1/11/13	1/10/13	2	35.31	35.60	100	29.00	5046.80	3531.00	3560.00	29.00
MO	1/10/13	12/20/12	16	32.61	32.66	200	10.00	5056.80	6522.00	6532.00	10.00
CI	1/10/13	1/9/13	2	54.48	55.09	150	91.50	5148.30	8172.00	8263.50	91.50
TSCO	1/10/13	1/8/13	3	91.43	92.77	100	134.00	5282.30	9143.00	9277.00	134.00
VMW	1/10/13	1/7/13	4	91.39	95.68	40	171.60	5453.90	3655.60	3827.20	171.60
ABT	1/9/13	1/3/13	5	33.18	33.36	200	36.00	5489.90	6636.00	6672.00	36.00
AMZN	1/9/13	1/8/13	2	265.95	268.51	50	128.00	5617.90	13297.50	13425.50	128.00
TFM	1/8/13	1/8/13	1	44.86	46.14	100	128.00	5745.90	4486.00	4614.00	128.00
FIO	1/8/13	1/4/13	3	22.45	19.26	100	-319.00	5426.90	2245.00	1926.00	-319.00
ABV	1/7/13	1/7/13	1	34.42	35.36	120	112.80	5539.70	4130.40	4243.20	112.80
DDD	1/7/13	1/2/13	4	55.71	61.32	50	-280.50	5259.20	2785.50	3066.00	-280.50
GMC	1/7/13	1/3/13	3	42.86	40.85	100	201.00	5460.20	4286.00	4085.00	201.00
CHK	1/4/13	1/3/13	2	16.66	17.42	400	304.00	5764.20	6664.00	6968.00	304.00
DG	1/4/13	1/3/13	2	44.35	44.53	250	45.00	5809.20	11087.50	11132.50	45.00
COF	1/4/13	1/4/13	1	61.06	61.74	150	102.00	5911.20	9159.00	9261.00	102.00
KO	1/4/13	1/2/13	3	37.01	37.71	100	70.00	5981.20	3701.00	3771.00	70.00
BRFS	1/3/13	4/24/12	183	20.06	21.37	400	524.00	6505.20	8024.00	8548.00	524.00
RVBD	1/3/13	12/26/12	7	20.34	21.00	300	198.00	6703.20	6102.00	6300.00	198.00
MLNX	1/2/13	12/21/12	9	61.40	49.72	200	-2336.00	4367.20	12280.00	9944.00	-2336.00
TDC	1/2/13	1/2/13	1	61.96	63.05	200	218.00	4585.20	12392.00	12610.00	218.00
COST	1/2/13	12/19/12	11	99.86	100.78	100	92.00	4677.20	9986.00	10078.00	92.00
TGT	1/2/13	12/26/12	6	59.50	58.61	100	-89.00	4588.20	5950.00	5861.00	-89.00
COF	1/2/13	12/19/12	11	58.92	60.18	50	63.00	4651.20	2946.00	3009.00	63.00
KO	1/2/13	12/26/12	6	36.26	36.98	250	180.00	4831.20	9065.00	9245.00	180.00
EBAY	1/2/13	12/12/12	16	52.33	52.45	200	24.00	4855.20	10466.00	10490.00	24.00
AAPL	1/2/13	12/13/12	15	539.16	553.40	25	356.00	5211.20	13479.00	13835.00	356.00
	Avg Days		7.57				5211.20		485732.70	491698.90	5211.20
	DayTrade		13								
	2 to 10		39								
	11 to 30		6								
	> 30		4								
	# of Sells		62								

Key	
DayTrade	
2 to 10	
11 to 30	
> 30	

**January 2013 SUMMARY**

Largest Winner	732.50	Avg Cost Basis	\$ 7,834.40	Winners	54	87.10%
Largest Loser	2336.00			Losrs	8	12.90%
AVG Winner	\$159.86					100.00%
AVG Loser	\$427.69					

**DTRS January 2013**



Stock	Sell	Buy	Days Held	Buy(Cost Basis)	Sell(Gross Proceeds)	Shares	NET	Sum	Buy(Cost Basis)	Sell(Gross Proceeds)	Net Gain/Loss
BTU	2/28/13	2/26/13	3	21.4	21.91	200	102.00	102.00	4280.00	4382.00	102.00
ABX	2/27/13	2/27/13	1	30.71	30.91	300	60.00	162.00	9213.00	9273.00	60.00
QSII	2/26/13	2/11/13	12	19.41	18.43	200	-196.00	-34.00	3882.00	3686.00	-196.00
ABX	2/26/13	2/25/13	2	30.93	31.38	200	90.00	56.00	6186.00	6276.00	90.00
CCL	2/26/13	2/21/13	4	35.20	34.47	150	-109.50	-53.50	5280.00	5170.50	-109.50
SPXU	2/26/13	2/25/13	2	31.87	32.11	400	96.00	42.50	12748.00	12844.00	96.00
BA	2/25/13	2/25/13	1	75.47	75.47	200	0.00	42.50	15094.00	15094.00	0.00
PAY	2/25/13	2/22/13	2	18.49	18.66	150	25.50	68.00	2773.50	2799.00	25.50
DG	2/21/13	2/21/13	1	43.88	45.03	100	115.00	183.00	4388.00	4503.00	115.00
PAY	2/21/13	2/21/13	1	23.17	20.01	100	-316.00	-133.00	2317.00	2001.00	-316.00
SPXU	2/21/13	2/14/13	6	30.83	31.76	300	279.00	146.00	9249.00	9528.00	279.00
ANN	2/21/13	2/14/13	6	28.14	27.52	200	-124.00	22.00	5628.00	5504.00	-124.00
VMW	2/20/13	2/15/13	4	73.90	72.50	50	-70.00	-48.00	3695.00	3625.00	-70.00
ABX	2/20/13	2/20/13	1	30.90	30.55	400	-140.00	-188.00	12360.00	12220.00	-140.00
DG	2/20/13	2/19/13	2	43.60	44.00	200	80.00	-108.00	8720.00	8800.00	80.00
KOG	2/20/13	2/14/13	5	9.18	9.20	300	6.00	-102.00	2754.00	2760.00	6.00
CSCO	2/20/13	2/19/13	2	21.44	21.53	400	36.00	-66.00	8576.00	8612.00	36.00
BTU	2/20/13	2/19/13	2	24.57	23.73	100	-84.00	-150.00	2457.00	2373.00	-84.00
RMBS	2/20/13	2/13/13	6	5.58	6.20	400	248.00	98.00	2232.00	2480.00	248.00
NAV	2/19/13	2/15/13	3	26.65	27.16	300	153.00	251.00	7995.00	8148.00	153.00
KO	2/19/13	2/14/13	4	36.96	37.75	100	79.00	330.00	3696.00	3775.00	79.00
ABBV	2/15/13	2/14/13	2	37.50	37.50	200	0.00	330.00	7500.00	7500.00	0.00
SI	2/15/13	2/14/13	2	104.66	104.21	200	-90.00	240.00	20932.00	20842.00	-90.00
MO	2/15/13	2/11/13	5	34.73	34.36	100	37.00	277.00	3473.00	3436.00	37.00
ABBV	2/14/13	2/12/13	3	35.99	36.70	200	142.00	419.00	7198.00	7340.00	142.00
CHK	2/14/13	2/13/13	2	20.35	20.35	200	0.00	419.00	4070.00	4070.00	0.00
ABX	2/14/13	2/14/13	1	32.48	32.95	100	47.00	466.00	3248.00	3295.00	47.00
AMZN	2/14/13	2/5/13	8	266.43	268.65	60	133.20	599.20	15985.80	16119.00	133.20
DG	2/14/13	2/13/13	2	44.30	45.41	100	111.00	710.20	4430.00	4541.00	111.00
BTU	2/14/13	2/12/13	3	23.60	24.40	200	160.00	870.20	4720.00	4880.00	160.00
ABX	2/13/13	2/12/13	2	33.43	31.92	200	-302.00	568.20	6686.00	6384.00	-302.00
NAV	2/13/13	2/11/13	3	26.25	26.85	200	120.00	688.20	5250.00	5370.00	120.00
VMW	2/13/13	1/29/13	12	79.54	75.16	40	-175.20	513.00	3181.60	3006.40	-175.20
APD	2/13/13	2/5/13	7	87.56	88.93	50	68.50	581.50	4378.00	4446.50	68.50
CSX	2/12/13	2/6/13	5	21.67	22.48	200	162.00	743.50	4334.00	4496.00	162.00
SI	2/12/13	2/11/13	2	103.04	104.57	80	122.40	865.90	8243.20	8365.60	122.40
PAY	2/12/13	2/11/13	8	35.17	33.84	100	-133.00	732.90	3517.00	3384.00	-133.00
AZN	2/12/13	2/11/13	2	47.37	47.29	100	-8.00	724.90	4737.00	4729.00	-8.00
BUD	2/12/13	2/11/13	2	85.36	86.72	50	68.00	792.90	4268.00	4336.00	68.00
UNP	2/11/13	2/6/13	4	133.11	133.22	50	5.50	798.40	6655.50	6661.00	5.50
QSII	2/11/13	2/4/13	6	18.68	19.25	200	114.00	912.40	3736.00	3850.00	114.00
DMND	2/11/13	1/31/13	8	14.27	16.12	100	185.00	1097.40	1427.00	1612.00	185.00
MCO	2/11/13	2/8/13	2	41.85	45.09	40	129.60	1227.00	1674.00	1803.60	129.60
KOG	2/11/13	1/25/13	12	9.09	9.25	400	64.00	1291.00	3636.00	3700.00	64.00
DMND	2/11/13	1/31/13	8	14.27	15.33	100	106.00	1397.00	1427.00	1533.00	106.00
GG	2/8/13	11/30/12	51	38.70	35.95	150	-412.50	984.50	5805.00	5392.50	-412.50
GG	2/8/13	2/8/13	1	36.26	35.95	300	-93.00	891.50	10878.00	10785.00	-93.00
IMAX	2/8/13	1/28/13	10	23.82	24.53	200	142.00	1033.50	4764.00	4906.00	142.00
MCO	2/6/13	2/4/13	3	43.91	46.50	50	129.50	1163.00	2195.50	2325.00	129.50
GG	2/6/13	2/6/13	1	35.93	36.01	300	24.00	1187.00	10779.00	10803.00	24.00
GMCR	2/6/13	2/6/13	1	47.51	47.72	200	-42.00	1145.00	9502.00	9544.00	-42.00
COF	2/6/13	1/25/13	9	57.20	57.87	120	80.40	1225.40	6864.00	6944.40	80.40
MCO	2/6/13	2/4/13	3	51.14	49.06	40	-83.20	1142.20	2045.60	1962.40	-83.20
AAPL	2/5/13	2/5/13	1	446.56	458.60	10	120.40	1262.60	4465.60	4586.00	120.40
ABBV	2/5/13	2/5/13	1	37.29	37.69	400	160.00	1422.60	14916.00	15076.00	160.00
IACI	2/5/13	1/16/13	15	42.46	42.81	250	87.50	1510.10	10615.00	10702.50	87.50
DFS	2/5/13	1/31/13	4	37.89	39.09	50	60.00	1570.10	1894.50	1954.50	60.00
R	2/4/13	2/4/13	1	56.47	56.63	300	48.00	1618.10	16941.00	16989.00	48.00
MCO	2/4/13	2/4/13	1	54.87	52.82	50	102.50	1720.60	2743.50	2641.00	102.50
X	2/4/13	1/31/13	3	22.43	22.08	150	-52.50	1668.10	3364.50	3312.00	-52.50
CLF	2/4/13	2/4/13	1	37.27	38.00	200	146.00	1814.10	7454.00	7600.00	146.00
QCOM	2/1/13	1/31/13	2	66.48	66.13	200	-70.00	1744.10	13296.00	13226.00	-70.00
VMW	2/1/13	2/1/13	1	77.55	79.00	200	290.00	2034.10	15510.00	15800.00	290.00

Avg Days	3.33
DayTrade	15
2 to 10	43
11 to 30	4
> 30	1
# of Sells	63

Key	
DayTrade	
2 to 10	
11 to 30	
> 30	

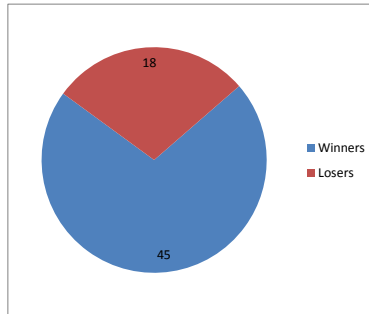
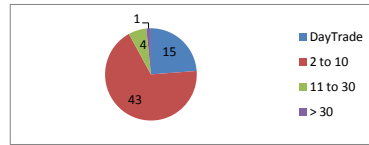
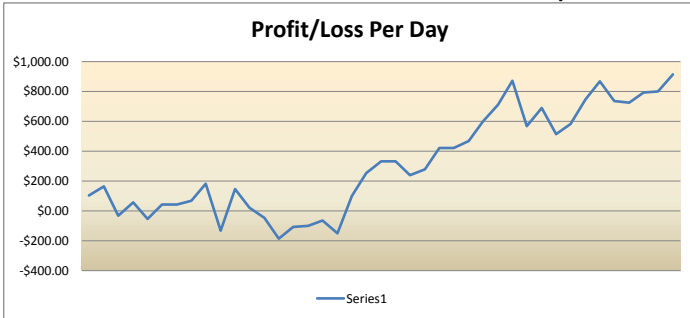
2034.10      412263.80      414102.90      2034.10

1839.10

**February 2013 SUMMARY**

Largest Winner	290.00	Avg Cost Basis	6543.87	Winners	45	71.43%
Largest Loser	412.50			Losers	18	28.57%
AVG Winner	\$100.78					100.00%
AVG Loser	\$138.94					

**DTRS February 2013**



March 2013

Stock	Sell	Buy	Days Held	Buy(Cost Basis)	Sell(Gross Proceeds)	Shares	NET	Sum	Buy(Cost Basis)	Sell(Gross Proceeds)	Net Gain/Loss
ADS	3/28/13	3/22/13	5	157.86	161.73	40	154.80	154.80	6314.40	6469.20	154.80
BTU	3/27/13	3/20/13	6	21.60	20.41	200	-238.00	-83.20	4320.00	4082.00	-238.00
SLB	3/27/13	3/21/13	5	73.53	74.59	100	106.00	22.80	7353.00	7459.00	106.00
ABBV	3/26/13	3/25/13	2	39.32	39.94	200	124.00	146.80	7864.00	7988.00	124.00
SPXU	3/26/13	3/25/13	2	28.46	28.10	50	-18.00	128.80	1423.00	1405.00	-18.00
VTR	3/26/13	3/22/13	3	70.88	71.76	100	88.00	216.80	7088.00	7176.00	88.00
CLF	3/25/13	3/25/13	1	20.72	21.72	50	50.00	266.80	1036.00	1086.00	50.00
V	3/25/13	3/15/13	7	159.04	162.35	40	132.40	399.20	6361.60	6494.00	132.40
CCL	3/25/13	3/21/13	3	33.44	33.44	150	0.00	399.20	5016.00	5016.00	0.00
DB	3/25/13	3/22/13	2	42.36	40.44	100	-192.00	207.20	4236.00	4044.00	-192.00
PM	3/25/13	3/19/13	5	90.80	92.44	100	164.00	371.20	9080.00	9244.00	164.00
AAPL	3/22/13	3/20/13	3	451.52	459.21	25	192.25	563.45	11288.00	11480.25	192.25
CLF	3/22/13	3/20/13	3	20.70	20.70	90	0.00	563.45	1863.00	1863.00	0.00
SLW	3/22/13	3/22/13	1	31.02	31.84	200	164.00	727.45	6204.00	6368.00	164.00
TDC	3/22/13	3/20/13	3	56.89	57.00	100	11.00	738.45	5689.00	5700.00	11.00
CRM	3/21/13	3/21/13	1	170.60	173.57	40	118.80	857.25	6824.00	6942.80	118.80
SLW	3/21/13	3/7/13	11	30.49	30.73	200	48.00	905.25	6098.00	6146.00	48.00
BIDU	3/20/13	3/20/13	1	84.90	85.75	100	85.00	990.25	8490.00	8575.00	85.00
DG	3/20/13	3/18/13	3	48.13	49.81	200	336.00	1326.25	9626.00	9962.00	336.00
GLW	3/20/13	3/6/13	11	12.57	12.93	400	144.00	1470.25	5028.00	5172.00	144.00
SPXU	3/19/13	3/14/13	4	28.17	29.01	100	84.00	1554.25	2817.00	2901.00	84.00
AEM	3/19/13	3/8/13	8	39.95	40.44	200	98.00	1652.25	7990.00	8088.00	98.00
BIDU	3/19/13	3/15/13	3	85.07	84.54	50	-26.50	1625.75	4253.50	4227.00	-26.50
CCL	3/19/13	3/15/13	3	34.19	33.34	30	-25.50	1600.25	1025.70	1000.20	-25.50
AAPL	3/18/13	2/27/13	14	446.37	454.11	25	193.50	1793.75	11159.25	11352.75	193.50
AAP	3/18/13	3/15/13	2	79.05	80.02	100	97.00	1890.75	7905.00	8002.00	97.00
GLD	3/18/13	3/14/13	3	154.03	155.71	150	252.00	2142.75	23104.50	23356.50	252.00
ISRG	3/15/13	3/14/13	2	490.56	480.70	10	-98.60	2044.15	4905.60	4807.00	-98.60
DG	3/15/13	3/14/13	2	47.95	48.55	300	180.00	2224.15	14385.00	14565.00	180.00
AZN	3/14/13	2/21/13	16	45.75	45.85	300	30.00	2254.15	13725.00	13755.00	30.00
AAP	3/14/13	3/11/13	4	77.07	78.52	100	145.00	2399.15	7707.00	7852.00	145.00
BRCM	3/13/13	3/8/13	4	33.94	34.95	100	101.00	2500.15	3394.00	3495.00	101.00
PETM	3/12/13	3/8/13	3	62.86	62.31	100	-55.00	2445.15	6286.00	6231.00	-55.00
GLD	3/12/13	3/8/13	3	152.71	154.60	150	283.50	2728.65	22906.50	23190.00	283.50
LQDT	3/11/13	2/8/13	22	38.09	30.91	100	-718.00	2010.65	2010.65	3091.00	-718.00
HUM	3/11/13	3/6/13	4	67.59	68.39	250	200.00	2210.65	16897.50	17097.50	200.00
BUD	3/7/13	3/6/13	2	94.74	95.34	150	90.00	2300.65	14211.00	14301.00	90.00
BTU	3/7/13	3/6/13	2	21.10	21.77	200	134.00	2434.65	4320.00	4354.00	134.00
GLD	3/6/13	3/6/13	1	152.26	153.10	100	84.00	2518.65	15226.00	15310.00	84.00
EMC	3/6/13	3/5/13	2	23.49	23.95	200	92.00	2610.65	4698.00	4790.00	92.00
NAV	3/6/13	3/5/13	2	24.70	24.77	200	14.00	2624.65	4940.00	4954.00	14.00
ADI	3/6/13	3/5/13	2	45.19	45.96	150	115.50	2740.15	6778.50	6894.00	115.50
FBR	3/6/13	2/22/13	9	15.25	15.80	300	165.00	2905.15	4575.00	4740.00	165.00
GLD	3/5/13	3/5/13	1	152.53	152.59	200	12.00	2917.15	30506.00	30518.00	12.00
V	3/5/13	2/21/13	9	159.94	161.22	80	102.40	3019.55	12795.20	12897.60	102.40
CLF	3/5/13	3/5/13	1	24.08	24.08	100	0.00	3019.55	2408.00	2408.00	0.00
SPXU	3/5/13	3/4/13	2	30.75	29.23	100	-152.00	2867.55	3075.00	2923.00	-152.00
DE	3/5/13	2/22/13	8	88.33	89.57	150	186.00	3053.55	13249.50	13435.50	186.00
AMZN	3/4/13	2/21/13	8	265.01	271.93	40	276.80	3330.35	10600.40	10877.20	276.80
COF	3/4/13	2/27/13	4	52.19	53.17	100	98.00	3428.35	5219.00	5317.00	98.00
BBL	3/4/13	2/28/13	3	63.42	61.46	100	-196.00	3323.35	6342.00	6146.00	-196.00
QCOM	3/4/13	2/26/13	5	65.51	66.40	100	89.00	3323.35	6551.00	6640.00	89.00
BTU	3/1/13	2/28/13	2	21.96	20.96	200	-200.00	3121.35	4392.00	4192.00	-200.00
BTN	3/1/13	12/6/13	-201	3.22	3.51	1000	290.00	3411.35	3220.00	3510.00	290.00
SPXU	3/1/13	2/28/13	2	30.32	31.36	200	208.00	3619.35	6064.00	6272.00	208.00
ISRG	3/1/13	2/28/13	2	520.12	548.00	10	278.80	3898.15	5201.20	5480.00	278.80
							<b>3898.15</b>		437744.35	441642.50	<b>3898.15</b>

Avg Days	0.32
DayTrade	7
2 to 10	43
11 to 30	5
> 30	0
# of Sells	55

Key	
DayTrade	
2 to 10	
11 to 30	
> 30	

**March 2013 SUMMARY**

Largest Winner	336.00	Avg Cost Basis	7958.99	Winners	45	81.82%
Largest Loser	718.00			Losers	11	20.00%
AVG Winner	\$129.28					101.82%
AVG Loser	\$174.51					

**DTRS March 2013**

